

Ordering Instructions

STEP 1. Complete the QuickShip Part Number

Example of completed QuickShip Part Number: QSRM4D-1L35K-8-M-SA-L3EM-PA-3

Optics											
QSRM4D	1L35K	8		M	SA	L3	EM	PA	3		
Series	Color Temp	Length	Up	Down	Finish	LL/Driver	Circuitry	Mounting	Voltage	Controls	Options

STEP 2. Row Configurations

Part 1) Enter quantity of runs under the QTY column

QTY	Nominal Length	Run Length Overall	Alone Length	Start Length	Mid Length(s)	End Length	STD = Standard w/EM = With Emergency	Diagram
4'	1225 [48.2]	4					STD w/EM	
8'	2442 [96.1]	8					STD w/EM	
12'	3661 [144.1]	12					STD w/EM	

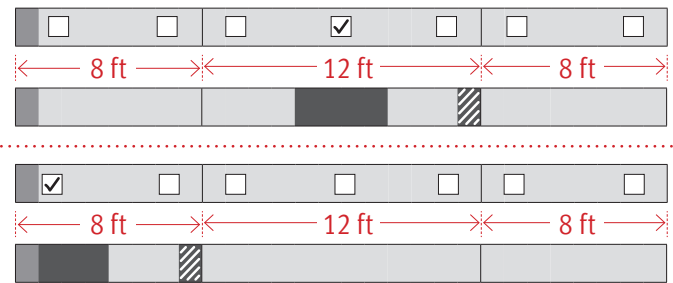
Example: 5 8-ft Runs with Emergency

Part 2) Select one pod to indicate desired emergency lighting location

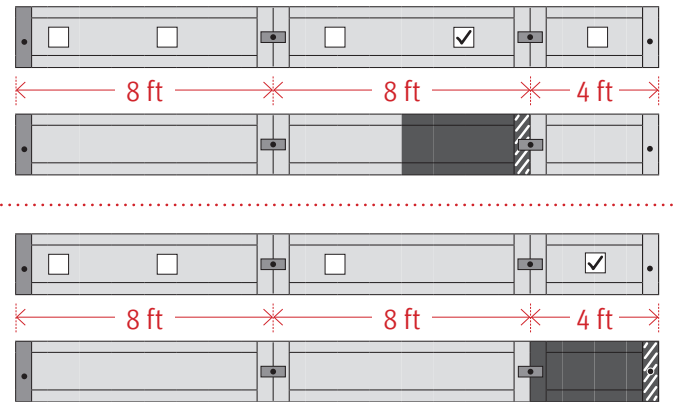
LEGEND

- Standard (STD) Wire Entry Location
- Emergency (EM) Lighting Location
- Emergency or Battery Wire Entry Location

Selection examples in a RM2/RM4 28 ft run:




Selection examples in a RMEP6/8 20 ft run:




STEP 3. Submit Forms

Send completed forms to the appropriate inside sales representative.



Stail RMEP8

Direct / Indirect



Pendant

Ordering Instructions - please refer to page 4 for detailed Ordering Instructions

STEP 1. QuickShip Part Number

STEP 2. Row Configurations

STEP 3. Submit Forms

STEP 1. QuickShip PART NUMBER

Example Part Number: QSRMEP8-2L35K-8-25CM-SG-L31-PA-1

Optics																																																	
QSRMEP8	2L35K			M																																													
Series	Color Temp	Length	Up	Down	Finish	LL/Driver	Circuitry	Mounting	Voltage	Controls																																							
Color Temp	Optics Up	Light Level (LL) / Driver				Circuitry		Voltage																																									
2L35K = 3500K	35 = No Optics Angled Reflector (35up/65down)	<table border="1"> <thead> <tr> <th rowspan="2">0-10V Dimming (Standard)</th> <th colspan="3">3500K</th> </tr> <tr> <th>No Optics 35 (35u/65d)</th> <th>Clear Optics 25C (25u/75d)</th> <th>No Optics 73 (73u/27d)</th> </tr> </thead> <tbody> <tr> <td>L1 =</td> <td>3014</td> <td>2944</td> <td>3110</td> </tr> <tr> <td>L2 =</td> <td>3939</td> <td>3845</td> <td>4063</td> </tr> <tr> <td>L3 =</td> <td>5777</td> <td>5640</td> <td>5959</td> </tr> <tr> <td>L4 =</td> <td>9447</td> <td>9223</td> <td>9744</td> </tr> </tbody> </table>		0-10V Dimming (Standard)	3500K			No Optics 35 (35u/65d)	Clear Optics 25C (25u/75d)	No Optics 73 (73u/27d)	L1 =	3014	2944	3110	L2 =	3939	3845	4063	L3 =	5777	5640	5959	L4 =	9447	9223	9744	<table border="1"> <thead> <tr> <th rowspan="2">0-10V Dimming (Standard)</th> <th colspan="2">3500K</th> </tr> <tr> <th>Clear Optics C (65u/35d)</th> <th>Opal Optics ODC (55u/45d)</th> </tr> </thead> <tbody> <tr> <td>L1 =</td> <td>3005</td> <td>2893</td> </tr> <tr> <td>L2 =</td> <td>3927</td> <td>3778</td> </tr> <tr> <td>L3 =</td> <td>5757</td> <td>5541</td> </tr> <tr> <td>L4 =</td> <td>9416</td> <td>9342</td> </tr> </tbody> </table>		0-10V Dimming (Standard)	3500K		Clear Optics C (65u/35d)	Opal Optics ODC (55u/45d)	L1 =	3005	2893	L2 =	3927	3778	L3 =	5757	5541	L4 =	9416	9342	1 = 1 Circuit EM = Emergency/Night Light (2 wire entries required) B = Battery Pack - Remote Mounted (2 wire entries required)		1 = 120 V 2 = 277 V 3 = 347 V 4 = UNV (120-277V)	
0-10V Dimming (Standard)	3500K																																																
	No Optics 35 (35u/65d)	Clear Optics 25C (25u/75d)	No Optics 73 (73u/27d)																																														
L1 =	3014	2944	3110																																														
L2 =	3939	3845	4063																																														
L3 =	5777	5640	5959																																														
L4 =	9447	9223	9744																																														
0-10V Dimming (Standard)	3500K																																																
	Clear Optics C (65u/35d)	Opal Optics ODC (55u/45d)																																															
L1 =	3005	2893																																															
L2 =	3927	3778																																															
L3 =	5757	5541																																															
L4 =	9416	9342																																															
Length	25C = Clear Optics Angled Reflector (25up/75down)																																																
4 = 4 ft	73 = No Optics Straight Reflector (73up/27down)																																																
8 = 8 ft	C = Clear Optics Straight Reflector (65up/35down)																																																
R = Continuous Rows (See p.22)	ODC = Opal Optics Straight Reflector (55up/45down)																																																
	Optics Down																																																
	M = Meta Ice									Mounting PA = Pendant Aircraft Cable PT = Pendant Aircraft Cable for T-Bar <i>Indicate cable length: See standard AC cable lengths on page 24</i>																																							
	Finish									Controls - = None (leave space empty)																																							
	SG = Silver/grey textured coat									Options - = None (leave space empty)																																							
	WT = White Textured																																																

Based on 4ft sections.
See a more detailed charts on page 23

STEP 2. Row Configurations

Part 1) Indicate desired quantity of rows under the QTY column

Part 2) ← Pods → **Select one pod per row to indicate desired Emergency lighting location.** If a similar row requires a different Emergency lighting location, please fill out another form. Refer to page 4 for more ordering instructions information.

QTY	Nominal Length	Run Length Overall	Alone Length	Start Length	Mid Length(s)	End Length	STD = Standard w/EM = With Emergency	
—	4'	1240 [48.8]	4				STD w/EM	1228 [48.3]
—	8'	2480 [97.6]	8				STD w/EM	2468 [97.2]
—	12'	3719 [146.4]	8	4			STD w/EM	2468 [97.2] 1228 [48.3]
—	16'	4959 [195.2]	8	8			STD w/EM	2468 [97.2] 2468 [97.2]
—	20'	6199 [244.1]	8	8	4		STD w/EM	2468 [97.2] 2480 [97.6] 1228 [48.3]
—	24'	7439 [292.9]	8	8	8		STD w/EM	2468 [97.2] 2480 [97.6] 2468 [97.2]
—	28'	8679 [341.6]	8	8(x2)	4		STD w/EM	2468 [97.2] 2480 [97.6] 2480 [97.6] 1228 [48.3]
—	32'	9918 [390.5]	8	8(x2)	8		STD w/EM	2468 [97.2] 2480 [97.6] 2480 [97.6] 2468 [97.2]
—	36'	11158 [439.3]	8	8(x3)	4		STD w/EM	2468 [97.2] 2480 [97.6] 2480 [97.6] 2480 [97.6] 1228 [48.3]
—	40'	12398 [488.1]	8	8(x3)	8		STD w/EM	2468 [97.2] 2480 [97.6] 2480 [97.6] 2480 [97.6] 2468 [97.2]
—	44'	13638 [536.9]	8	8(x4)	4		STD w/EM	2468 [97.2] 2480 [97.6] 2480 [97.6] 2480 [97.6] 2480 [97.6] 1228 [48.3]
—	48'	14878 [585.7]	8	8(x4)	8		STD w/EM	2468 [97.2] 2480 [97.6] 2480 [97.6] 2480 [97.6] 2480 [97.6] 2468 [97.2]

LEGEND

- Standard (STD) Wire Entry Location
- Emergency (EM) Lighting Location
- Emergency or Battery Wire Entry Location

Mounting Points

A = Distance Between Mounting Points

EM or battery wire entry location if pod 2 or 3 is selected:

EM or battery wire entry location if pod 1 is selected:

Refer to page 24 for additional Aircraft Cable information

Stail RMEP Light Level Charts

RMEP6

0-10V Dimming (Standard)	No Optics 40 (40u/60d)			Clear Optics 16C (16u/84d)			No Optics 73 (73u/27d)			Clear Optics C (65u/35d)			Opal Optics ODC (55u/45d)		
	Lumens Delivered	Wattage	Efficacy (LPW)	Lumens Delivered	Wattage	Efficacy (LPW)	Lumens Delivered	Wattage	Efficacy (LPW)	Lumens Delivered	Wattage	Efficacy (LPW)	Lumens Delivered	Wattage	Efficacy (LPW)
L1	2989	27.8	108	2820	27.8	102	3177	27.8	114	3067	27.8	110	2845	27.8	102
L2	3806	35.4	107	3590	35.4	101	4044	35.4	114	3905	35.4	110	3621	35.4	102
L3	5464	48.6	112	5154	48.6	106	5809	48.6	120	5608	48.6	115	5201	48.6	107
L4	10457	97.2	108	9866	97.2	101	11118	97.2	114	10731	97.2	110	9952	97.2	102

RMEP8

0-10V Dimming (Standard)	No Optics 35 (35u/65d)			Clear Optics 25C (25u/75d)			No Optics 73 (73u/27d)			Clear Optics C (65u/35d)			Opal Optics ODC (55u/45d)		
	Lumens Delivered	Wattage	Efficacy (LPW)	Lumens Delivered	Wattage	Efficacy (LPW)	Lumens Delivered	Wattage	Efficacy (LPW)	Lumens Delivered	Wattage	Efficacy (LPW)	Lumens Delivered	Wattage	Efficacy (LPW)
L1	3014	27.8	109	2944	27.8	106	3110	27.8	112	3005	27.8	108	2893	27.8	104.1
L2	3939	35.4	111	3845	35.4	109	4063	35.4	115	3926	35.4	111	3778	35.4	106.7
L3	5777	48.6	119	5640	48.6	116	5959	48.6	123	5757	48.6	119	5541	48.6	114.0
L4	9447	97.2	97	9223	97.2	95	9744	97.2	100	9416	97.2	97	9342	97.2	96.1

QuickShip Terms & Conditions

1. Shipment within 10 business days.
2. Day one begins next business day after order is entered (order entered as QuickShip is automatically released by the system).
3. Order must be designated with "QS" in front of the part number.
4. Available only at 3500K and 80 CRI.
5. Available with dual circuit wiring.
6. All luminaires offered only in standard finishes.
7. No integral control options.
8. No louvers.
9. No changes or cancellations permitted after receipt of order.
10. Large orders are subject to review. We will do our best to accommodate.
11. Minimum 20 linear feet per order or 5 units of standard runs to qualify for QS program.
12. Installing contractor is responsible to ensure that fixture wiring adheres to local codes.
13. All other standard Metalumen Terms and Conditions apply.